



GUJCOT TRADE ASSOCIATION

MONTHLY PRESSING REPORT Jan-2025

Dear All Cotton Friends,

Gujcot has collected pressing figures from all ginners and compiled data to serve whole trade. In this mission we get valuable support from many of our trade personalities. We Gujcot team is very thankful to all helping hands, who worked directly or indirectly, with their valuable support, we are able to put real time pressing figures. We thank all Gujarat Ginners for their cooperating with Gujcot team to share their pressing figures. We hope the whole Textile value Chain will be benefitted by these data and will help us in future to achieve our goal to serve our cotton trade.

Report Sponsors:

Click on Sponsor's Logo to visit Sponsor's Website



Radheshyam
SPINNING MILL PVT. LTD.



ANSH EXPORTS AXITA COTTON





GUJCOT TRADE ASSOCIATION

MONTHLY PRESSING REPORT Jan-2025

Summary

Gujarat Pressing as on 31st Jan 2025

- **Cumulative Pressing in 170 Kg Bales**

Total Pressing 37,86,221 Bales.

Shankar 6 37,86,221 Bales

V-797 00 Bales

- **Cumulative Pressing in Running Bales**

Total Pressing 39,73,195 Bales.

Shankar 39,73,195 Bales

V-797 00 Bales

- **Monthly Pressing in 170 kg Bales**

Total Pressing 12,64,663 Bales

Shankar-6 12,64,663 Bales

V-797 00 Bales

Average pressing per day 40,796 Bales

- **Monthly Pressing in Running Bales**

Total Pressing 13,27,115 Bales

Shankar-6 13,27,115 Bales

V-797 00 Bales.

Average pressing per day 42,810 Bales

- **Active Ginning Factories during the month 513**

Saurashtra 329

North Gujarat 143

Main Line 31

Kutch 10



GUJCOT TRADE ASSOCIATION

MONTHLY PRESSING REPORT Jan-2025

Gujcot Trade Association						
Gujarat Pressing Summary 31-Jan-2025						
2024-25	CUMULATIVE PRESSING (IN 170 Kgs)					
	Jan-24	Dec-24	Jan-25	M/M Change (In Bales)	Y/Y Change (In Bales)	Y/Y Change (In %)
Shankar 6						
Saurashtra	29,40,135	15,82,174	23,15,158	7,32,984	-6,24,977	-21.26%
North Gujarat	12,00,666	6,63,046	9,95,474	3,32,428	-2,05,192	-17.09%
Main Line	3,53,541	1,82,593	3,43,821	1,61,228	-9,720	-2.75%
Kutch	1,42,026	93,746	1,31,768	38,022	-10,258	-7.22%
Total	46,36,369	25,21,559	37,86,221	12,64,663	-8,50,147	-18.34%
V-797	2,478				-2,478	-100.00%
Total	46,38,846	25,21,559	37,86,221	12,64,663	-8,52,625	-18.38%
Remark : Daily Pressing Average 42,810 RB - 40,796 170 Kg Bales						

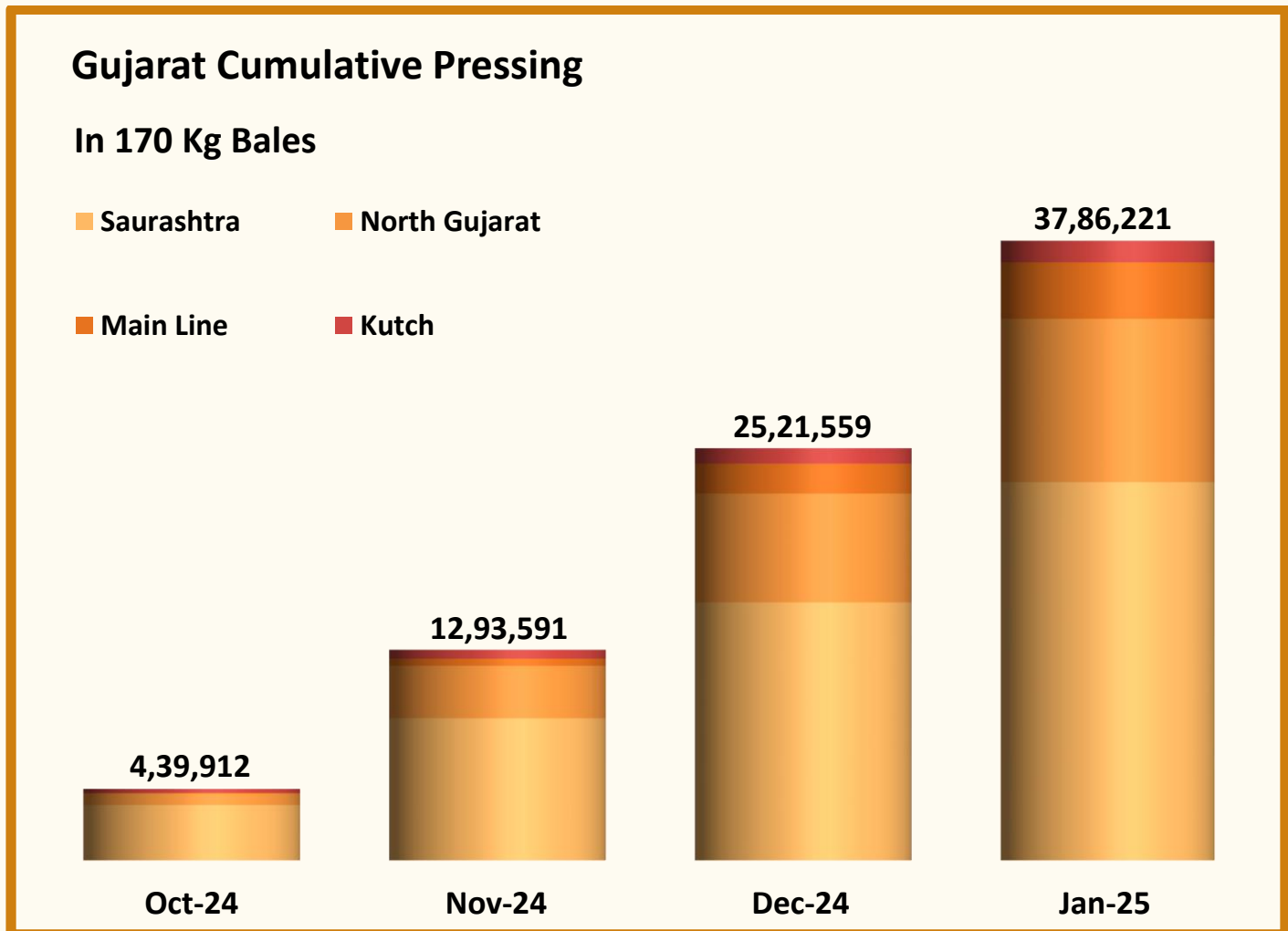
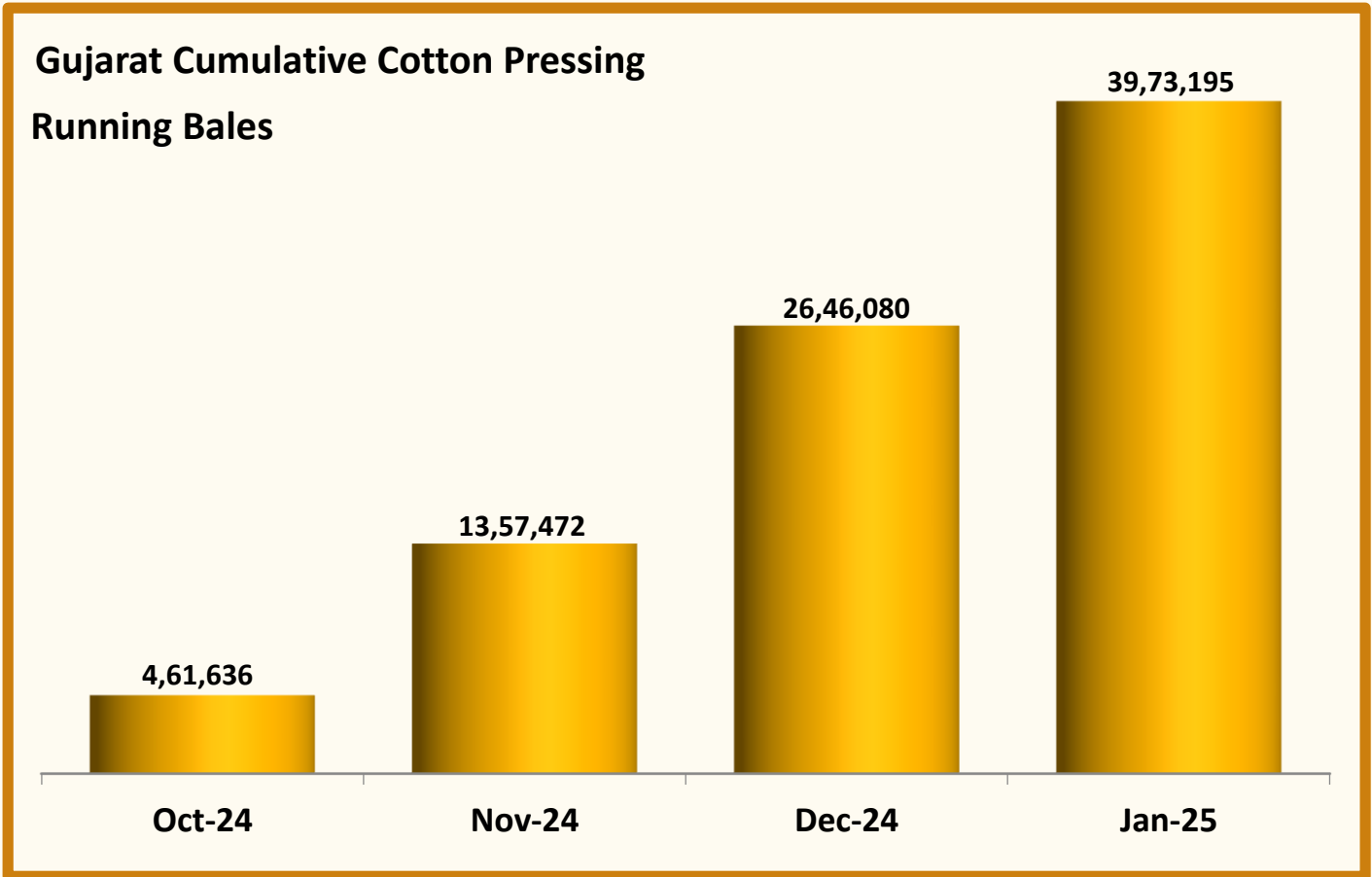
Pressing in Running Bales						
Zone	As On 31-Jan-2025 (Cumulative)			During Jan 2025 (Monthly)		
	Shankar-6	V 797	Total	Shankar-6	V 797	Total
Saurashtra	24,29,487		24,29,487	7,69,181		7,69,181
North Gujarat	10,44,633		10,44,633	3,48,844		3,48,844
Main Line	3,60,800		3,60,800	1,69,190		1,69,190
Kutch	1,38,275		1,38,275	39,900		39,900
Total	39,73,195		39,73,195	13,27,115		13,27,115

Season	Till January Pressing in 170 Kgs					Final Pressing	Arrival Percentage	
	Saurashtra	North Gujarat	Main Line	Kutch	Total			
2018-19	27,36,636	15,59,423	3,74,887	2,08,373	48,79,320	90,49,293	53.92%	Final
2019-20	30,62,743	15,59,579	3,21,522	1,79,439	51,23,283	96,45,708	53.11%	Final
2020-21	31,84,034	18,61,893	3,59,831	1,48,978	55,54,735	90,02,326	61.70%	Final
2021-22	29,33,095	11,30,138	3,11,231	1,30,791	45,05,254	74,29,257	60.64%	Final
2022-23	21,22,594	8,56,218	2,51,672	1,30,362	33,60,845	92,61,522	36.29%	Final
2023-24	29,40,135	12,03,144	3,53,541	1,42,026	46,38,846	90,27,691	51.38%	Final
2024-25	23,15,158	9,95,474	3,43,821	1,31,768	37,86,221	80,00,000	47.33%	Est.



GUJCOT TRADE ASSOCIATION

MONTHLY PRESSING REPORT Jan-2025



Radheshyam
SPINNING MILL PVT. LTD.

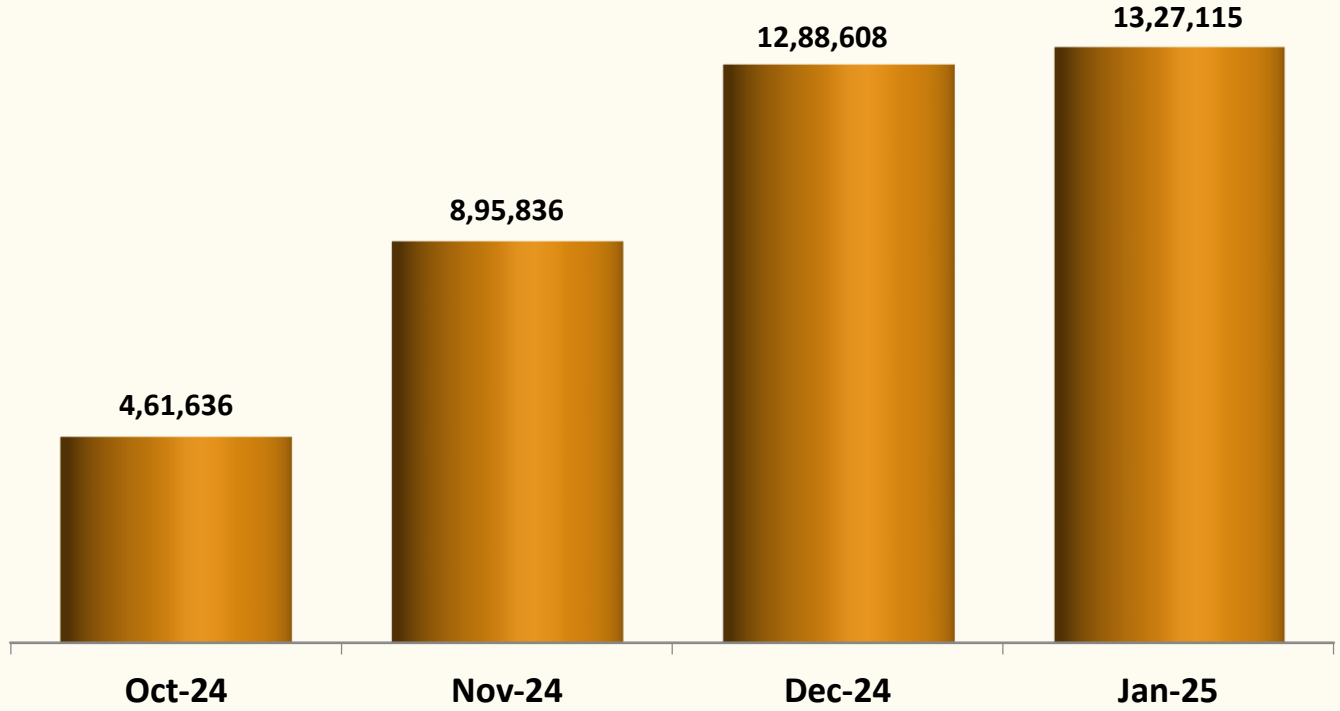


GUJCOT TRADE ASSOCIATION

MONTHLY PRESSING REPORT Jan-2025

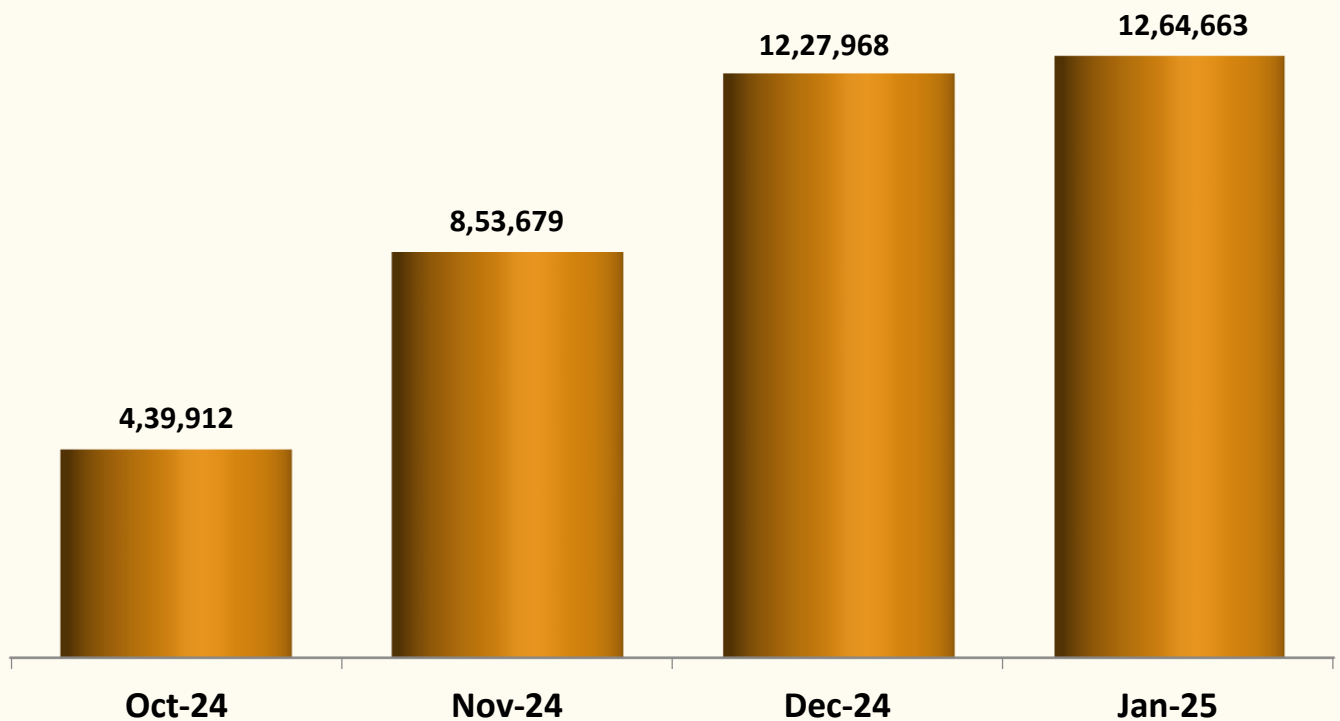
Gujarat Monthly Cotton Pressing

Running Bales



Gujarat Monthly Cotton Pressing

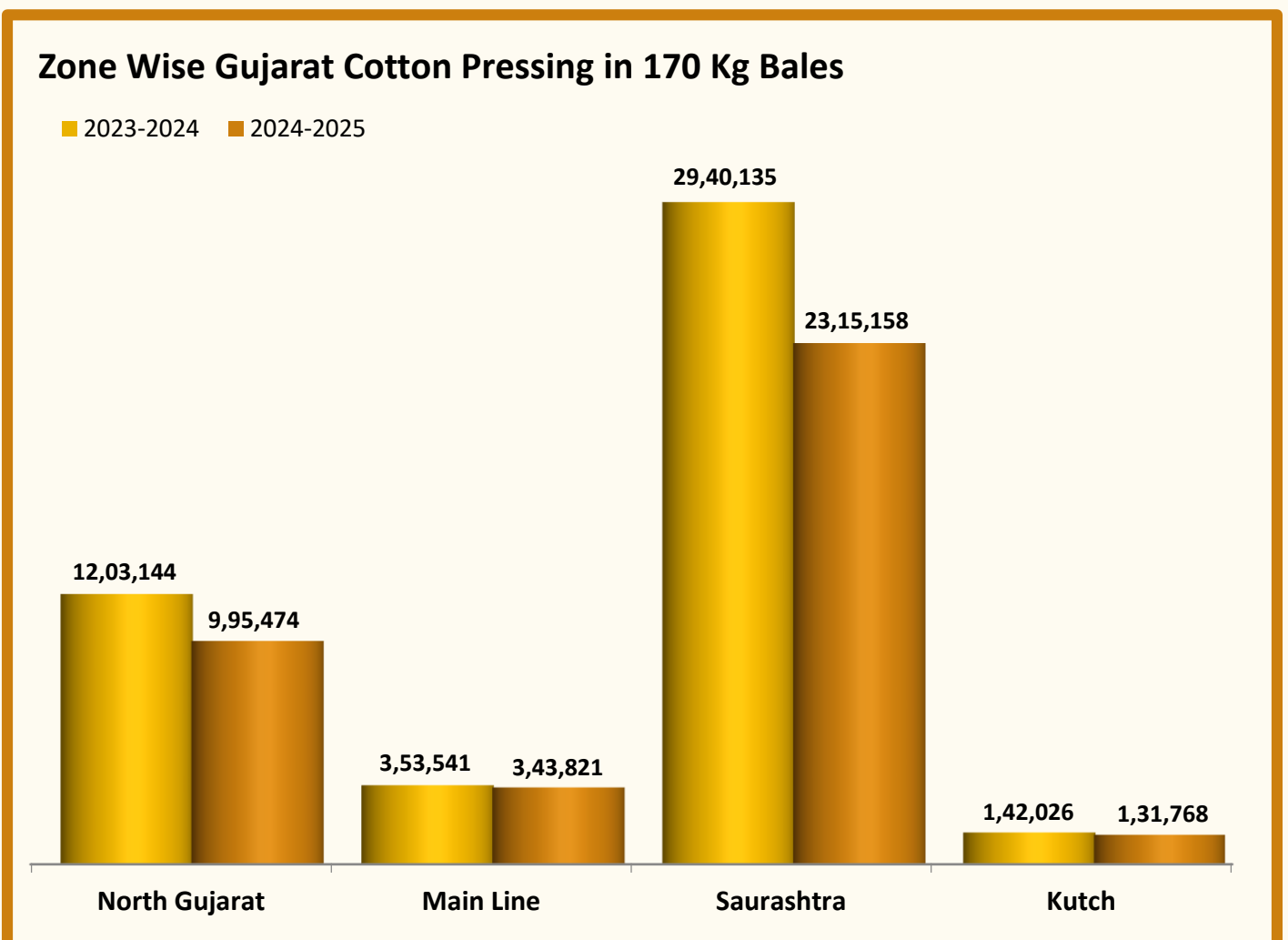
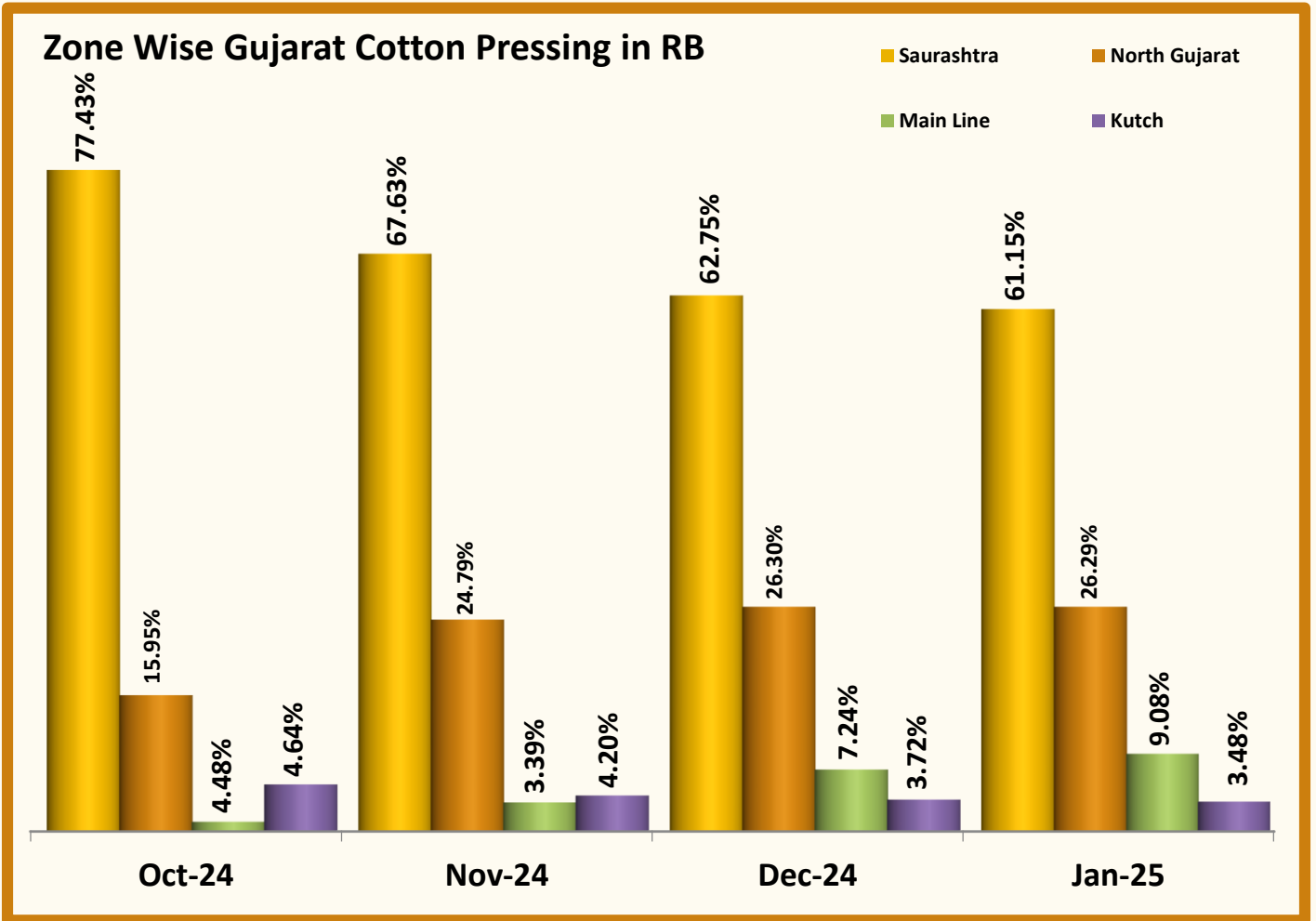
170 Kg Bales





GUJCOT TRADE ASSOCIATION

MONTHLY PRESSING REPORT Jan-2025





GUJCOT TRADE ASSOCIATION

MONTHLY PRESSING REPORT Jan-2025

Saurashtra

Station	Jan-24	Dec-24	Jan-25	MoM Change	YoY Change	Fact. In Operation	
						Monthly	Seasonal
Amreli	1,20,277	69,800	93,600	23,800	-26,677	17	19
Babra	1,21,600	67,956	99,443	31,487	-22,157	20	21
Botad	3,75,550	2,52,425	3,28,100	75,675	-47,450	49	54
Chotila	81,647	46,844	65,745	18,901	-15,902	3	4
Chuda	16,700	7,300	9,900	2,600	-6,800	3	3
Damnagar	3,500	900	2,200	1,300	-1,300	1	1
Dhasa	2,00,725	1,45,960	2,14,010	68,050	13,285	33	43
Dhoraji-Upleta	65,046	17,196	31,496	14,300	-33,550	7	8
Dhrangadhra-Halvad	2,30,800	1,56,600	1,90,800	34,200	-40,000	9	12
Gariyadhar	28,500	16,500	26,500	10,000	-2,000	5	5
Gondal	1,03,000	33,500	47,900	14,400	-55,100	7	7
Jamkandorna	5,000				-5,000		
Jamnagar-Falla	3,18,460	1,19,100	1,93,966	74,866	-1,24,494	19	22
Jasdan	1,17,120	64,150	1,03,700	39,550	-13,420	13	15
Jetpur	52,000	22,500	32,500	10,000	-19,500	3	3
Kuvadava	25,500	9,000	18,000	9,000	-7,500	2	2
Lakhtar	8,000	5,040	7,700	2,660	-300	2	2
Limbdi	27,000	22,000	32,000	10,000	5,000	3	3
Mahuva	69,970	40,534	63,840	23,306	-6,130	13	13
Manavadar	1,75,546	57,840	1,04,100	46,260	-71,446	32	32
Morbi	1,01,300	78,900	1,14,300	35,400	13,000	10	11
Palitana	9,000	8,000	10,500	2,500	1,500	2	2
Porbandar	9,000		500	500	-8,500	1	1
Rajula	26,300	14,100	25,600	11,500	-700	3	4
Savarkundala	17,000	16,600	24,000	7,400	7,000	4	5
Shapar	89,700	33,200	53,500	20,300	-36,200	6	6
Surendranagar	97,500	61,600	78,300	16,700	-19,200	5	6
Talaja	68,300	35,800	67,500	31,700	-800	12	14
Tankara-Neknam	2,54,800	1,25,700	1,88,800	63,100	-66,000	19	23
Targhadi	76,500	42,700	72,400	29,700	-4,100	10	10
Tramba-Sardhar	13,100	5,000	7,000	2,000	-6,100	1	1
Una	38,200	15,150	25,700	10,550	-12,500	5	6
Wankaner	1,38,686	68,411	95,887	27,476	-42,799	10	14
TOTAL	30,85,327	16,60,306	24,29,487	7,69,181	-6,55,840	329	372



GUJCOT TRADE ASSOCIATION

MONTHLY PRESSING REPORT Jan-2025

North Gujarat

Station	Jan-24	Dec-24	Jan-25	MoM Change	YoY Change	Fact. In Operation	
						Monthly	Seasonal
Visnagar	63,518	44,400	74,900	30,500	11,382	7	8
Vijapur-Mansa	2,33,800	1,32,000	2,00,600	68,600	-33,200	29	31
Harij	1,30,696	70,151	97,093	26,942	-33,603	18	18
Radhanpur	29,850	22,300	28,405	6,105	-1,445	5	5
Idar-Sabarkantha	19,300	6,500	10,000	3,500	-9,300	1	1
Idar-Raiya							
Himmatnagar	16,200	9,300	16,700	7,400	500	2	2
Vadali-Sadatpura	28,500	8,100	22,800	14,700	-5,700	5	5
Khedbrahma	7,450		5,400	5,400	-2,050	6	6
Kapadwanj	28,500	13,000	32,200	19,200	3,700	3	3
Viramgam	8,950	10,100	11,750	1,650	2,800	3	4
Kadi	6,44,844	3,48,288	4,95,590	1,47,302	-1,49,254	51	54
Mandal-Bahucharaji		2,500	3,000		3,000	1	1
Bavla	3,000	3,000	7,600	4,600	4,600	1	1
Dholka	7,500	2,300	5,200	2,900	-2,300	2	2
Dhandhuka	35,550	22,350	30,895	8,545	-4,655	8	9
Talod	4,900	1,500	2,500	1,000	-2,400	1	1
TOTAL	12,62,558	6,95,789	10,44,633	3,48,844	-2,17,925	143	151



ANSH EXPORTS



GUJCOT TRADE ASSOCIATION

MONTHLY PRESSING REPORT Jan-2025

Main Line							
Station	Jan-24	Dec-24	Jan-25	MoM Change	YoY Change	Fact. In Operation	
						Monthly	Seasonal
Karjan	68,000	32,100	48,800	16,700	-19,200	3	3
Dabhoi	1,200		3,200	3,200	2,000	1	1
Golagamdi							
Handod	52,700	27,900	57,300	29,400	4,600	5	5
Bodeli	72,200	48,000	93,000	45,000	20,800	8	8
Kosindra	16,000	7,400	22,000	14,600	6,000	2	2
Pavijetpur	21,000	12,000	22,600	10,600	1,600	2	2
Kaledia	83,800	39,310	69,400	30,090	-14,400	5	5
Palej	20,200	9,300	16,800	7,500	-3,400	2	2
Bharuch	1,800				-1,800		
Mandala	17,000	7,500	12,000	4,500	-5,000	1	1
Nizar	14,000	6,500	12,500	6,000	-1,500	1	1
Hansot							
Badalpur							
Sinor							
Olpad							
Valiya	2,500	1,600	3,200	1,600	700	1	1
Samlaya	600				-600		
TOTAL	3,71,000	1,91,610	3,60,800	1,69,190	-10,200	31	31

Kutch							
Station	Jan-24	Dec-24	Jan-25	MoM Change	YoY Change	Fact. In Operation	
						Monthly	Seasonal
Abdasa	16,500	8,700	13,400	4,700	-3,100	1	1
Anjar	1,01,640	63,820	89,970	26,150	-11,670	6	6
Bhuj	10,200	10,455	13,305	2,850	3,105	1	1
Mandvi	20,700	12,400	18,100	5,700	-2,600	1	1
Nakhatrana							
Rapar		3,000	3,500	500	3,500	1	1
TOTAL	1,49,040	98,375	1,38,275	39,900	-10,765	10	10



AXITA COTTON



GUJCOT TRADE ASSOCIATION

MONTHLY PRESSING REPORT Jan-2025

Again Team Gujcot thanks our direct and indirect helpers.

For Data Collection

We are thankful to

Shri Manishbhai - Anjar

Shri Mukeshbhai Purohit

Nileshbhai - Manager SGA

Premjibhai - Manavadar

Kalpeshbhai - Manager

Gujcot Trade Association

For Data Verification

We are thankful to

Shri Jatinbhai - Vijapur

Shri Sujalbhai

Shri Pravinbhai

Shri Jagdishbhai Soni

Shri Chetanbhai Shree Gita Group - Morbi

Shri Kishorbhai - Talaja

Shri Jaytibhai -Botad

Once again thanks to whole Gujarat Cotton value chain for their co-operation.

For, Gujcot Trade Association

Akash Shah

[President]

For, Gujcot Trade Association

Ajay Shah

[Secretary]

Report Sponsors:

[Click on Sponsor's Logo to visit Sponsor's Website](#)



Radheshyam
SPINNING MILL PVT. LTD.



ANSH EXPORTS



AXITA COTTON